



Baby star
Mini Vibrator

Welcome to the ZALO world of beauty and love!

Note

The product is strictly applicable to adults of 18 years old or above. Do NOT use the product if in pregnancy or wearing any electronic medical device as a pacemaker or such.





Inspired by sweet hearts of flowers and beautiful dreams of princesses in Lolita, ZALO whole-heartily presents your lovely— **Baby Star Mini Vibrator** of mild luxury. Slim and delicate in an adorable appearance, rock and roll in her excellent moves, **Baby Star Mini** brings the novel fantasy of romance to your reverie for your private joviality or shared nights with your lover.

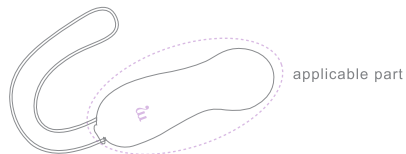
- 18K** Luxuriant 18K fine gold surface, safe and allergy-free;
- FDA** Selected Dow Corning medical-level silica gel comply with FDA requirements; Exclusively *Softtek™* skin imitation silica gel layer;
- IPX7** IPx7 grade waterproof makes it easy to clean by rinsing the whole product. And you may fully immersed the product in water as in the bathtub;
- U1** Ultra-high power, super quiet and noise free in gentle moments.

Quick Instructions

- Charge before use. See Page 4 for the instruction to charge the product.
- It is recommended to clean the surface of the product with **ZALO toy cleaner Vibrator** before use. Rinsing with warm water is also applicable.

It is recommended to use **ZALO Water-based Lubricant for Human Body** to improve your feel of comfort.

Tip: Do not use silicon-based or oily lubricants because they may damage *Softtek™* skin imitation layer.



- Press the **"mode" button (M)** of Baby Star for a single time to enter standby mode in which the button LED flickers. Press again to activate the vibration with the indicating LED breathing in light and dark. Press the Baby Star to the sensitive areas or insert it into the vagina. Enjoy the nice feeling Baby Star brings to you.

Quick Instructions

- Press the "mode" button (M) during vibration to cycle in sequence 8 preset patterns.
- Shut down by pressing and holding the "mode" button (M) for 3 seconds.

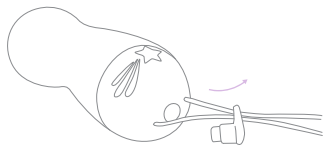
Important!

For application of Baby star in the vagina, please be sure to leave the string and pendant OUTSIDE of the body.

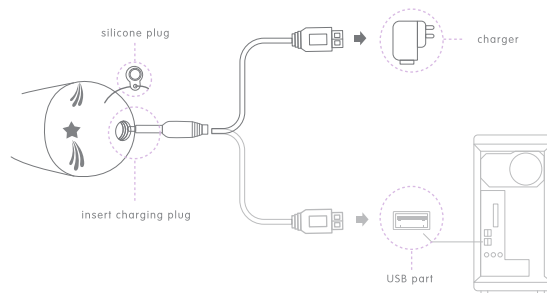
Do NOT cut off the string or the vibrator will be left inaccessible in the body. Seek medical advice intermediately such as it occurs.

Charge Instructions

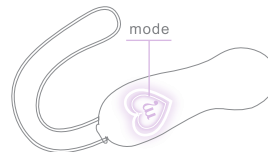
- Open the silica plug in the charge port of the vibrator; Connect the power cord to the charge port and the USB port on your PC or smart phone charger.



Charge Instructions



- The "Mode" button LED flickers during charging;
- The product will be fully charged in 90 minutes in normal conditions and the "Mode" button LED remains on as designed.
- The button LED blinks rapidly in low battery.



ZALO APP

- IOS users, please search "ZALOREMOTE" in Apple APP Store to download;
- Android users, please search "ZALOREMOTE" in Google Play to download.

Problem Diagnosis



○ No power, no or weak vibration.

- Exhausted battery. See Page 4 for recharging method.
- Low battery. The button light blinks rapidly to remind the need of recharging.

○ No flickering button LED light after connecting to a charge cable.

- Incorrect connection between power supply and charge port. See Page 4 for charging methods.
- Invalid USB port or insufficient voltage. Insufficient voltage of the USB port may also expand the charging time.
- Exhausted battery. Wait a moment and the vibrator's button LED light will flicker after the power is connected.

If any other questions about ZALO Baby Star Mini Vibrator, please contact:

ZALO Email: service@zalo.com.cn

ZALO Hotline: 400 828 7066

Cleaning & Maintenance

- Clean the vibrator every time before and after use. It is recommended to clean the surface of the product with **ZALO toy cleaner**. Rinsing with warm water is also applicable. Soak up the product and metal pendant with dry towels or tissues and store it in the velvet bag in a place cool and dry. The lower layer of the original ZALO package keeps the vibrator your privacy.
- Immerse in or wash with boiling water is prohibited.
- Corrosive solvents such as ethyl alcohol which may damage the surface of *Softek™* skin imitation layer is not allowed to apply on the product.
- If necessary, use **ZALO Water-based Lubricant** for Human Body as other silicon-based or oily lubricants may damage the *Softek™* skin imitation layer.
- Avoid direct sunlight as UV rays may cause skin layer discoloration.
- Avoid high temperature which may damage the built-in lithium battery.
- Cautions shall be taken in moving and using of the vibrator. Knocking, dropping or scratching by sharp objects as nails shall be avoided. Do NOT wrap nor stretch the product with brutal force.
- The product is not for other purposes.
- Please keep the product properly and out of children's reach.
- Please follow the specifications with regard to the disposal of waste batteries for the protection of our earth from pollution in scrapping of the product.

· After-sales Support ·

● One-year warranty

Any quality problem or mechanical failure resulting from manufacturing or material defects impacts the normal use from the date of purchase to one year will be covered under warranty. In such cases, ZALO promises free replacement of a same product.

● Ten-year commitment

Any quality problem or mechanical failure resulting from manufacturing or material defects impacts the normal use from the date of purchase to 10 years will be covered under "Half-Price for a new product within ten years" commitment. In such cases, ship the damaged product back and you can purchase any single ZALO product with 50% discount of its official retail price.

After-sales support is subject to the date of purchase on the invoice date. Please keep the original purchase invoice properly. If any question with regard to after-sales warranty and your product is within the warranty period, please feel free to contact:

ZALO Email: service@zalo.com.cn

ZALO Hotline: 4008287066

After-sales support services are not applicable to the following conditions:

- No ZALO original product, no formal invoice of purchase to specify the date of purchase;
- Wear or corrosion of the appearance due to long-term use;
- Chain breakage due to external force or damage to silica gel caused by hard objects;
- Damage caused by falling or impact;
- Corrosion of Softek™ skin imitation silica gel due to contact with chemicals;
- UV-induced discoloration of silica gel and dying due to contact with dyestuff;
- Damages caused by high-temperature or humid environment;
- Damages caused by non-normal use;
- Damages caused by dismantling;

ZALO reserves the right to interpret the above terms and conditions.

